

**Specifications**

Item	Model	PLK-J12060	PLK-J12060R	PLK-J12060R3	PLK-J12060RH
Stitching style		Single-needle lockstitch			
Hook		Double-size shuttle	Double-size rotary	3-fold size rotary	6-fold rotary for heavy
Needle		DPx17 #18	DPx17 #21	DPx17 #21	DDx1 #26
Sewing area (X x Y) (mm)		1200 x 600			
Max. speed (Note 1) (rpm)		M3 motion: 2000	M3 motion: 2300	M3 motion: 2300	M3 motion: 1000
Feeding system		M3 motion : Intermittent and/or continuous			
Stitch length (mm)		0.1 to 20.0 (min. resolution 0.1)			
Max. stitches		20 000 stitches/pattern			
Max. patterns (Note 2)		9 000			
Memory medium		USB flash memory			
Axis control		7 axis : Head & Hook & presser foot & thread tension & trimmer & X & Y			
Upper shaft motor		Mitsubishi Electric 750W direct servo motor			
Lower shaft motor		Mitsubishi Electric 400W direct servo motor			
Work holder		Jig-eject system			
Needle bar stroke (mm)		41	40	42	51
Thread take up lever stroke (mm)		68	73	2 positions : 77 & 74	100
Presser foot drive		Direct drive by stepping motor			
Presser foot lift stroke		Max. 24.0 (step: 0.1)			Max. 30.0 (step: 0.1)
Presser foot stroke		Digital adjustment stroke: 0.0 to 10.0			
Upper thread tensioner		Manual or digital switchover method			
		Input data save function provided			
		Stitching direction-compatible automatic adjustment function provided			
Trim knife type		Horizontal type by stepping motor			
Oil lubrication		Spray method: Spray time adjustment			
Operation panel		6.5-inch color LCD touch panel with USB port			
External device Input / Output		Total: 27 NPN + 2 Analogic (Free : 21 NPN / 2 Analogic)			
Interface		Ethernet (Note 3) (CC-Link IE Field Basic compatible), USB communication			
Barcode reader		USB barcode reader (HID) supported			
Detection: Thread break, skipped stitch		Standard equipment			Option
Stitch alert		Option			Standard equipment
Programmable controller		Dual original step sequence function			
Outline dimensions (mm) (WxDxH)		2522 x 2112 x 1205			
Mass (kg)		630			640
Power supply		200 to 240V single-phase/three-phase			

\*1:Sewing speed may be limited by the type of sewing material, presser weight and stitch length, etc.  
 \*2:The max. patterns may be limited depending on the number of stitches of each pattern in the memory.  
 \*3:Ethernet is a trademark of Fuji Xerox Co., Ltd.



**⚠ Safety Precaution**

To ensure safe and proper use of the products in this document, please make sure to read the relevant instruction manuals and technical notes before use.

Note: Be sure to confirm the details of the warranty when making a purchase.

**MITSUBISHI ELECTRIC CORPORATION**

FACTORY AUTOMATION SYSTEMS  
 Tokyo Building, 2-7-3 Marunouchi, Chiyoda-ku, Tokyo 100-8310, JAPAN  
<http://www.mtco-web.co.jp/misin/english/index.html>

# INDUSTRIAL SEWING MACHINES

## PLK-J12060

Shuttle: S

Rotary: R

Rotary x3: R3

Rotary Heavy: RH



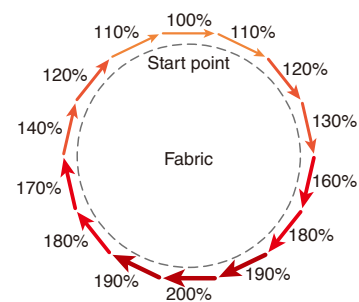


# The evolution of future sewing

## Everything to improve usability

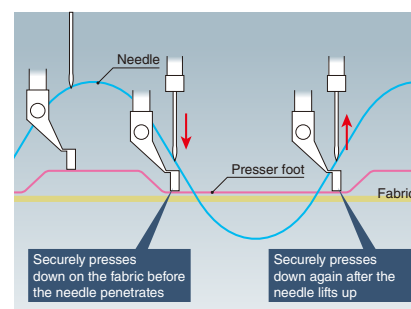
### Optimizes thread tightness in all stitching directions Digital tension function

The sewing machine selects the optimum tension according to the stitching pattern.



### Independent presser foot motion

The fabric pressing time and timing can be adjusted digitally to prevent the fabric from lifting up. This contributes to stable needle location and reduced stitch skipping.



### M3 Motion : Mix between intermittent and continuous system motion

This unique feature reduces vibration and noise to optimize the sewing.

### E-stitch : Prevention of skipped stitches at start-up

Perfect thread maintain at start-up.

### Modular concept.

4 different hooks available for the highest flexibility and to meet all your specific needs:

Shuttle / Rotary / Rotary x3 / Rotary Heavy.

### Sewing machines equipped with "Pokayoke" to prevent human error

Materials thickness confirmation function ensures proper material layers before sewing starts.

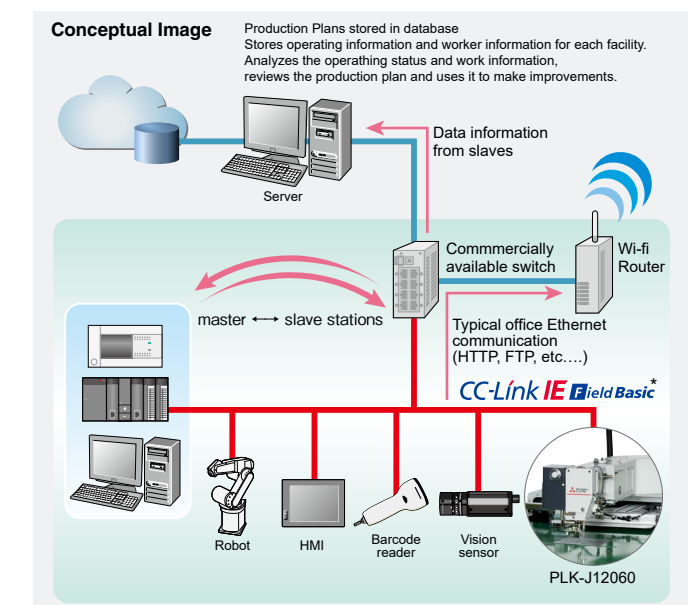
### Quality assurance from quality control

Equipped with the seam error detection function. The history and condition of every stitch can be transferred to storage device for future traceability.

### Next-generation IT factory management

Integrated FA-IT solutions driven by Mitsubishi Electric **e-F@ctory**

e-F@ctory enables visualization of operating status through enhanced communication functions, contributing to flexible factory management. The best partner for sewing machines and other Mitsubishi Electric FA products.



Easy maintenance!  
New arm-shaped, glass epoxy slide plate



The bobbin can be replaced from the top



Easy to see operations and simple 6.5-inch color operation panel